


## T4, W8 Primary Craft – Split Pin Bodies




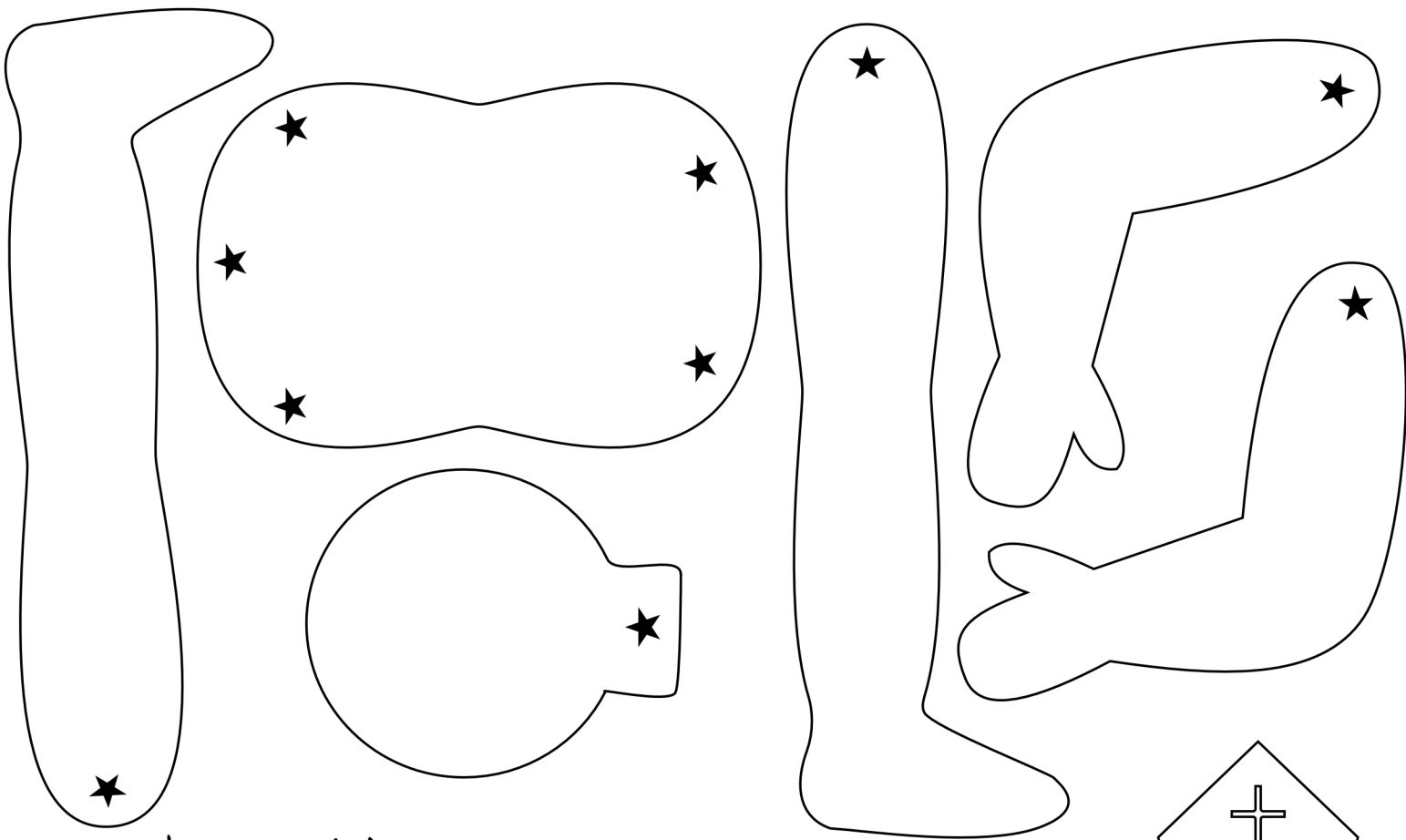
### What you will need:

- Body parts cut out
- Hole Punch
- Split Pins
- Colouring pens and pencils

### What to do:

- Colour in and decorate body parts
- Hole punch the points marked with stars
- Join together with split pins
- While completing the craft, talk about today's message – how we all work together to create the body of Christ, just like the different parts of our bodies work together





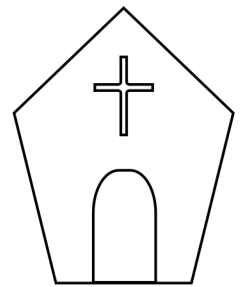
# INSTRUCTIONS

Cut out the six body parts per child.  
 Get the children to draw clothes  
 on their human figure.  
 Use push pins to attach together  
 using the stars as guides



# You will need...

- x 5 split pins per body
- a pair of scissors
- & some colouring pens  
OR pencils.



# Body of Believers

